



RESUMO GERAL DE DEZEMBRO 2022

NAVIOS OPERADOS	Jan	Fev	Mar	Abr	Mai	Jun	Jul	Ago	Set	Out	Nov	Dez	2022	2021	Δ%
Full Container LC	80	67	77	64	66	67	69	74	74	79	66	64	847	929	-9
Full Container CB	1	0	0	0	0	0	0	0	0	0	0	0	1	45	-98
Roll-On-Roll-Off	0	0	1	1	1	1	1	1	1	1	1	2	11	0	-
Carga Geral	4	4	6	8	10	4	11	6	7	2	7	9	78	46	70
Granel Líquido	1	0	1	0	1	1	0	1	0	0	1	0	6	11	-45
Reefer	0	0	0	0	0	0	1	3	2	2	0	1	9	23	-61
Passageiros	1	0	3	2	0	0	0	0	0	0	0	6	12	3	300
Outros	2	1	1	2	0	0	1	0	3	1	5	3	19	9	111
Total*	89	72	89	77	78	73	83	85	87	85	80	83	981	1.066	-8

* Total de navios operados pelo critério de DESATRACAÇÃO.

MÊS	MOVIMENTAÇÃO TOTAL DE CARGAS* (t)						
	EXPORTAÇÃO		IMPORTAÇÃO		TOTAL		
	2022	2021	2022	2021	2022	2021	Δ%
Jan	770.365	639.265	646.542	664.719	1.416.907	1.303.984	9
Fev	741.748	869.353	557.568	703.232	1.299.316	1.572.585	-17
Mar	833.400	963.238	593.818	789.578	1.427.218	1.752.816	-19
Abr	831.907	820.014	563.944	564.280	1.395.851	1.384.294	1
Mai	868.457	967.560	620.844	872.725	1.489.301	1.840.285	-19
Jun	770.452	927.693	536.939	595.096	1.307.391	1.522.789	-14
Jul	850.813	964.691	680.677	678.153	1.531.490	1.642.844	-7
Ago	838.362	870.025	751.194	636.752	1.589.556	1.506.777	5
Set	845.483	996.302	788.302	704.138	1.633.785	1.700.440	-4
Out	787.604	842.584	784.765	677.108	1.572.369	1.519.692	3
Nov	674.799	797.907	637.402	687.098	1.312.201	1.485.005	-12
Dez	675.669	956.678	687.794	754.729	1.363.463	1.711.407	-20
TOT	9.489.059	10.615.310	7.849.789	8.327.608	17.338.848	18.942.918	-8

* Considerando toda a movimentação, seja de carga a granel, em contêiner ou contêineres vazios.

MÊS	MOVIMENTAÇÃO DE CARGAS EM CONTÊINERES* (t)						
	EXPORTAÇÃO		IMPORTAÇÃO		TOTAL		
	2022	2021	2022	2021	2022	2021	Δ%
Jan	736.838	609.511	609.442	609.992	1.346.280	1.219.503	10
Fev	700.730	814.455	522.999	665.300	1.223.729	1.479.755	-17
Mar	788.973	919.713	538.138	752.968	1.327.111	1.672.681	-21
Abr	773.450	789.768	509.078	519.923	1.282.528	1.309.691	-2
Mai	827.901	920.454	557.907	805.695	1.385.808	1.726.149	-20
Jun	714.892	889.482	492.266	553.566	1.207.158	1.443.048	-16
Jul	780.823	898.565	632.074	598.954	1.412.897	1.497.519	-6
Ago	777.706	841.400	692.678	579.302	1.470.384	1.420.702	3
Set	752.003	954.055	746.825	640.808	1.498.828	1.594.863	-6
Out	732.428	809.456	750.132	598.317	1.482.560	1.407.773	5
Nov	576.412	775.291	585.256	624.074	1.161.668	1.399.365	-17
Dez	593.220	901.458	626.032	688.423	1.219.252	1.589.881	-23
TOT	8.755.376	10.123.608	7.262.827	7.637.322	16.018.203	17.760.930	-10

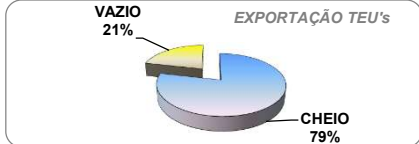
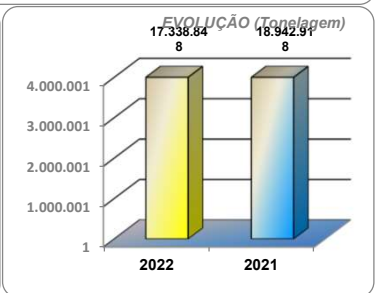
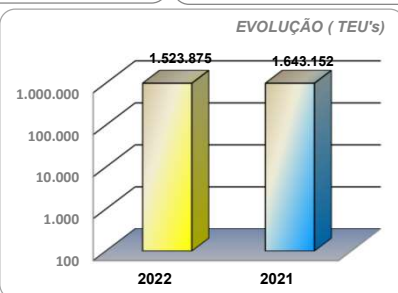
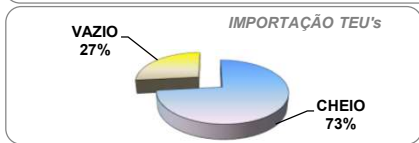
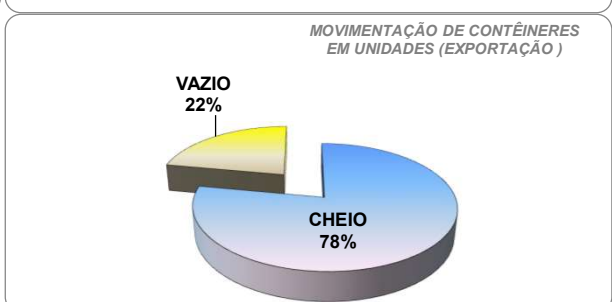
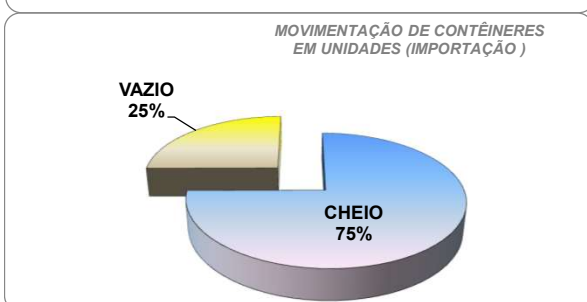
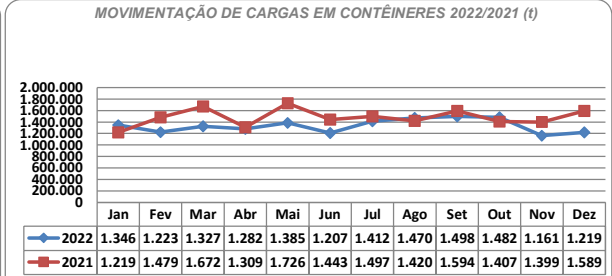
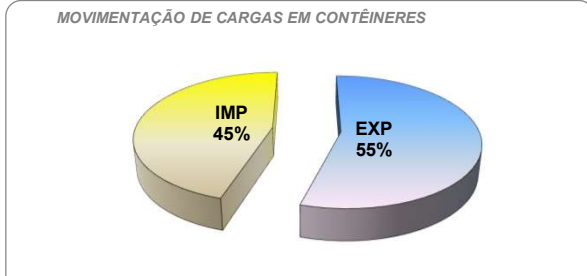
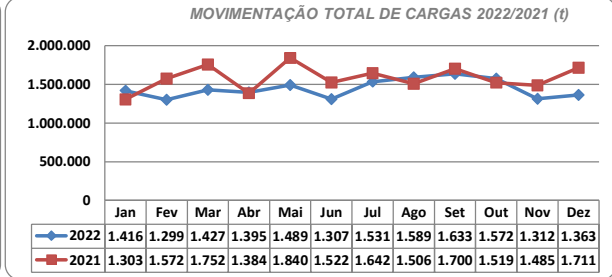
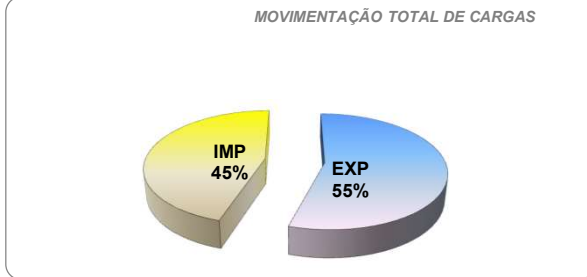
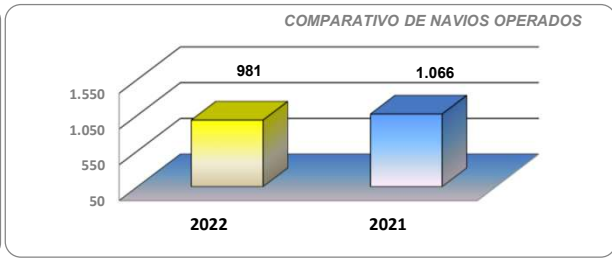
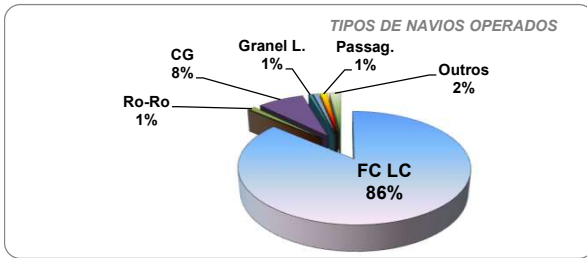
* Considerando somente a movimentação dos contêineres cheios e suas respectivas taras.

MÊS	MOVIMENTAÇÃO DE CONTÊINERES (UNIDADES)									
	EXPORTAÇÃO		IMPORTAÇÃO		UNIDADES	TOTAL MÊS		TOTAL ANO		
	CHEIO	VAZIO	CHEIO	VAZIO		CHEIO	VAZIO	2022	2021	Δ%
Jan	27.243	7.608	26.927	7.603		54.170	15.211	69.381	65.334	6
Fev	26.058	3.734	23.031	8.435		49.089	12.169	61.258	79.087	-23
Mar	28.795	6.541	23.732	11.512		52.527	18.053	70.580	84.882	-16,8
Abr	28.342	5.258	22.071	13.559		50.413	18.817	69.230	65.613	6
Mai	30.591	5.206	24.168	9.619		54.759	14.825	69.584	87.325	-20
Jun	26.652	5.304	20.964	9.186		47.616	14.490	62.106	71.994	-14
Jul	28.812	5.568	27.215	9.858		56.027	15.426	71.453	79.001	-10
Ago	28.886	6.308	30.629	9.253		59.515	15.561	75.076	71.516	5
Set	27.019	8.358	31.450	7.771		58.469	16.129	74.598	84.157	-11
Out	27.553	13.351	33.359	7.521		60.912	20.872	81.784	74.952	9
Nov	21.362	9.876	25.998	7.485		47.360	17.361	64.721	69.270	-7
Dez	21.818	14.334	27.823	4.395		49.641	18.729	68.370	81.090	-16
TOT	323.131	91.446	317.367	106.197	640.498	197.643	838.141	914.221	-8	

MÊS	MOVIMENTAÇÃO DE CONTÊINERES (TEUs)									
	EXPORTAÇÃO		IMPORTAÇÃO		TEU'S	TOTAL MÊS		TOTAL ANO		
	CHEIO	VAZIO	CHEIO	VAZIO		CHEIO	VAZIO	2022	2021	Δ%
Jan	49.069	12.661	47.793	14.609		96.862	27.270	124.132	115.749	7
Fev	48.065	6.232	40.506	16.542		88.571	22.774	111.345	140.141	-21
Mar	52.855	11.116	41.397	22.342		94.252	33.458	127.710	151.118	-15
Abr	52.275	9.346	38.540	26.400		90.815	35.746	126.561	118.908	6
Mai	56.174	8.866	42.387	18.879		98.561	27.745	126.306	157.608	-20
Jun	49.101	8.686	37.770	17.728		86.871	26.414	113.285	130.674	-13
Jul	53.228	9.901	48.287	19.386		101.515	29.287	130.802	143.750	-9
Ago	52.915	11.468	55.214	17.699		108.129	29.167	137.296	129.546	6
Set	48.680	15.966	56.071	15.101		104.751	31.067	135.818	151.720	-10
Out	50.310	24.021	59.961	14.237		110.271	38.258	148.529	135.157	10
Nov	39.047	17.739	47.011	14.423		86.058	32.162	118.220	124.705	-5
Dez	39.960	25.422	50.206	8.283		90.166	33.705	123.871	144.076	-14
TOT	591.679	161.424	565.143	205.629	1.156.822	367.053	1.523.875	1.643.152	-7	



RESUMO GERAL DE DEZEMBRO 2022





RESUMO GERAL DE DEZEMBRO 2022

