



RESUMO GERAL DE SETEMBRO 2022

NAVIOS OPERADOS	Jan	Fev	Mar	Abr	Mai	Jun	Jul	Ago	Set	Out	Nov	Dez	2022	2021	Δ%
Full Container LC	80	67	77	65	67	67	70	74	75	0	0	0	642	711	-10
Full Container CB	1	0	0	0	0	0	0	0	0	0	0	0	1	31	-97
Roll-On-Roll-Off	0	0	1	1	1	1	1	1	1	1	0	0	7	0	-
Carga Geral	4	4	6	7	9	4	10	6	6	0	0	0	56	32	75
Granel Líquido	1	0	1	0	1	1	0	1	0	0	0	0	5	8	-38
Reefer	0	0	0	0	0	0	0	1	3	2	0	0	6	22	-73
Passageiros	1	0	3	2	0	0	0	0	0	0	0	0	6	0	-
Outros	2	1	1	2	0	0	1	0	3	0	0	0	10	7	43
Total*	89	72	89	77	78	73	83	85	87	0	0	0	733	811	-10

* Total de navios operados pelo critério de DESATRACAÇÃO.

MÊS	MOVIMENTAÇÃO TOTAL DE CARGAS* (t)						Δ%
	EXPORTAÇÃO		IMPORTAÇÃO		TOTAL		
	2022	2021	2022	2021	2022	2021	
Jan	770.365	639.265	646.542	664.719	1.416.907	1.303.984	9
Fev	741.748	869.353	557.568	703.232	1.299.316	1.572.585	-17
Mar	833.400	963.238	593.818	789.578	1.427.218	1.752.816	-19
Abr	831.907	820.014	563.944	564.280	1.395.851	1.384.294	1
Mai	868.457	967.560	620.844	872.725	1.489.301	1.840.285	-19
Jun	770.452	927.693	536.939	595.096	1.307.391	1.522.789	-14
Jul	850.813	964.691	680.677	678.153	1.531.490	1.642.844	-7
Ago	838.362	870.025	751.194	636.752	1.589.556	1.506.777	5
Set	845.483	996.302	788.302	704.138	1.633.785	1.700.440	-4
Out	0	0	0	0	0	0	-
Nov	0	0	0	0	0	0	-
Dez	0	0	0	0	0	0	-
TOT	7.350.987	8.018.141	5.739.828	6.208.673	13.090.815	14.226.814	-8

* Considerando toda a movimentação, seja de carga a granel, em contêiner ou contêineres vazios.

MÊS	MOVIMENTAÇÃO DE CARGAS EM CONTÊINERES* (t)						Δ%
	EXPORTAÇÃO		IMPORTAÇÃO		TOTAL		
	2022	2021	2022	2021	2022	2021	
Jan	736.838	609.511	609.442	609.992	1.346.280	1.219.503	10
Fev	700.730	814.455	522.999	665.300	1.223.729	1.479.755	-17
Mar	788.973	919.713	538.138	752.968	1.327.111	1.672.681	-21
Abr	773.450	789.768	509.078	519.923	1.282.528	1.309.691	-2
Mai	827.901	920.454	557.907	805.695	1.385.808	1.726.149	-20
Jun	714.892	889.482	492.266	553.566	1.207.158	1.443.048	-16
Jul	780.823	898.565	632.074	598.954	1.412.897	1.497.519	-6
Ago	777.706	841.400	692.678	579.302	1.470.384	1.420.702	3
Set	752.003	954.055	746.825	640.808	1.498.828	1.594.863	-6
Out	0	0	0	0	0	0	-
Nov	0	0	0	0	0	0	-
Dez	0	0	0	0	0	0	-
TOT	6.853.316	7.637.403	5.301.407	5.726.508	12.154.723	13.363.911	-9

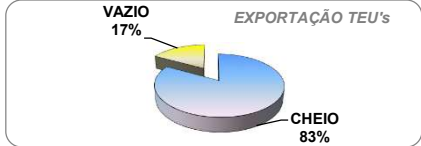
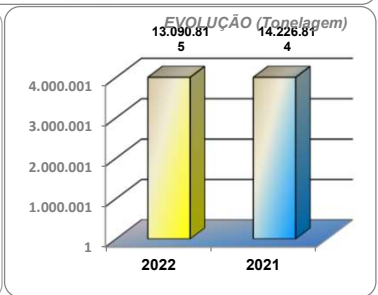
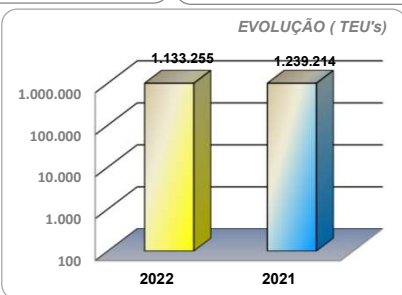
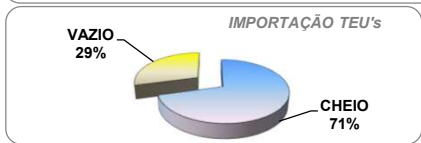
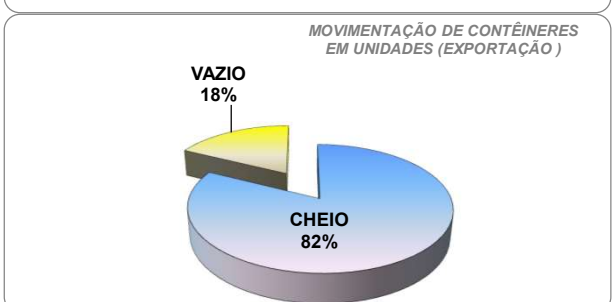
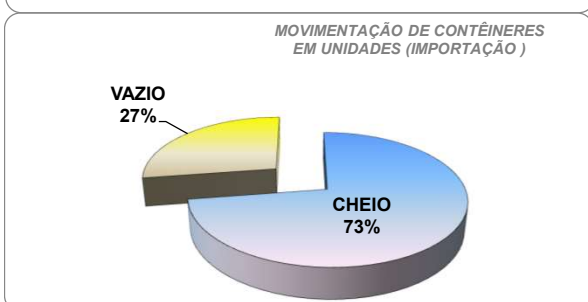
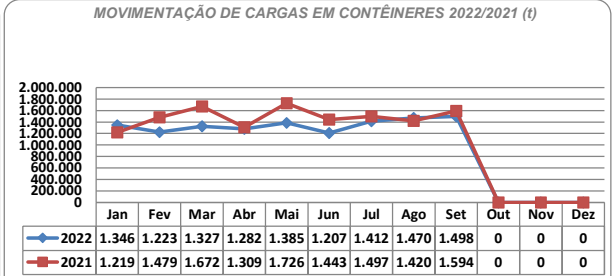
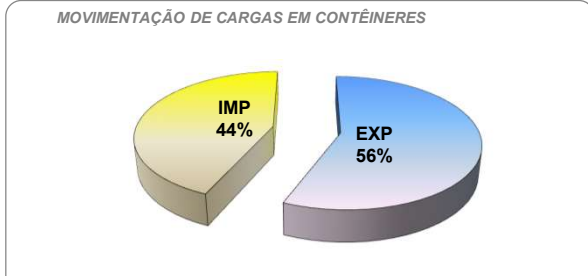
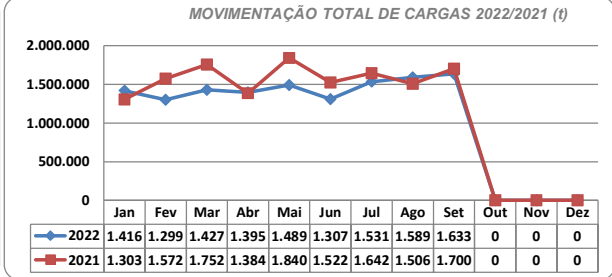
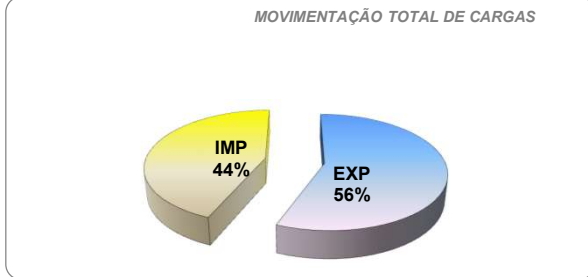
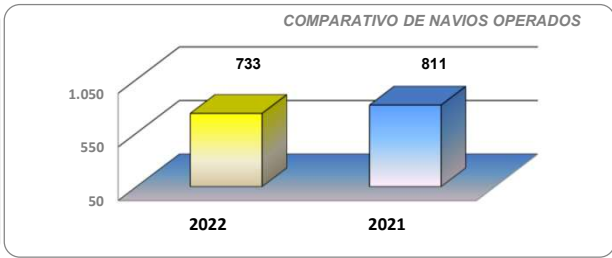
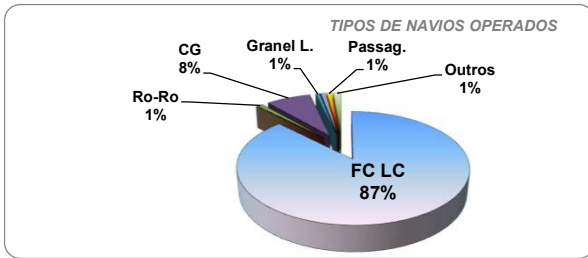
* Considerando somente a movimentação dos contêineres cheios e suas respectivas taras.

MÊS	MOVIMENTAÇÃO DE CONTÊINERES (UNIDADES)								Δ%
	EXPORTAÇÃO		IMPORTAÇÃO		TOTAL MÊS		TOTAL ANO		
	CHEIO	VAZIO	CHEIO	VAZIO	CHEIO	VAZIO	2022	2021	
Jan	27.243	7.608	26.927	7.603	54.170	15.211	69.381	65.334	6
Fev	26.058	3.734	23.031	8.435	49.089	12.169	61.258	79.087	-23
Mar	28.795	6.541	23.732	11.512	52.527	18.053	70.580	84.882	-16,8
Abr	28.342	5.258	22.071	13.559	50.413	18.817	69.230	65.613	6
Mai	30.591	5.206	24.168	9.619	54.759	14.825	69.584	87.325	-20
Jun	26.652	5.304	20.964	9.186	47.616	14.490	62.106	71.994	-14
Jul	28.812	5.568	27.215	9.858	56.027	15.426	71.453	79.001	-10
Ago	28.886	6.308	30.629	9.253	59.515	15.561	75.076	71.516	5
Set	27.019	8.358	31.450	7.771	58.469	16.129	74.598	84.157	-11
Out	0	0	0	0	0	0	0	0	-
Nov	0	0	0	0	0	0	0	0	-
Dez	0	0	0	0	0	0	0	0	-
TOT	252.398	53.885	230.187	86.796	482.585	140.681	623.266	688.909	-10

MÊS	MOVIMENTAÇÃO DE CONTÊINERES (TEUs)								Δ%
	EXPORTAÇÃO		IMPORTAÇÃO		TOTAL MÊS		TOTAL ANO		
	CHEIO	VAZIO	CHEIO	VAZIO	CHEIO	VAZIO	2022	2021	
Jan	49.069	12.661	47.793	14.609	96.862	27.270	124.132	115.749	7
Fev	48.065	6.232	40.506	16.542	88.571	22.774	111.345	140.141	-21
Mar	52.855	11.116	41.397	22.342	94.252	33.458	127.710	151.118	-15
Abr	52.275	9.346	38.540	26.400	90.815	35.746	126.561	118.908	6
Mai	56.174	8.866	42.387	18.879	98.561	27.745	126.306	157.608	-20
Jun	49.101	8.686	37.770	17.728	86.871	26.414	113.285	130.674	-13
Jul	53.228	9.901	48.287	19.386	101.515	29.287	130.802	143.750	-9
Ago	52.915	11.468	55.214	17.699	108.129	29.167	137.296	129.546	6
Set	48.680	15.966	56.071	15.101	104.751	31.067	135.818	151.720	-10
Out	0	0	0	0	0	0	0	0	-
Nov	0	0	0	0	0	0	0	0	-
Dez	0	0	0	0	0	0	0	0	-
TOT	462.362	94.242	407.965	168.686	870.327	262.928	1.133.255	1.239.214	-9



RESUMO GERAL DE SETEMBRO 2022





RESUMO GERAL DE SETEMBRO 2022

