



RESUMO GERAL DE MAIO 2022

NAVIOS OPERADOS	Jan	Fev	Mar	Abr	Mai	Jun	Jul	Ago	Set	Out	Nov	Dez	2022	2021	Δ%
Full Container LC	80	67	77	65	67								356	404	-12
Full Container CB	1	0	0	0	0								1	15	-93
Roll-On-Roll-Off	0	0	1	1	1								3	0	-
Carga Geral	4	4	6	7	9								30	21	43
Granel Líquido	1	0	1	0	1								3	4	-25
Reefer	0	0	0	0	0								0	6	-100
Passageiros	0	0	3	2	0								5	0	-
Outros	3	1	1	2	0								7	6	17
Total*	89	72	89	77	78								405	456	-11

* Total de navios operados pelo critério de DESATRACAÇÃO.

MOVIMENTAÇÃO TOTAL DE CARGAS* (t)							
MÊS	EXPORTAÇÃO		IMPORTAÇÃO		TOTAL		
	2022	2021	2022	2021	2022	2021	Δ%
Jan	770.365	639.265	646.542	664.719	1.416.907	1.303.984	9
Fev	741.748	869.353	557.568	703.232	1.299.316	1.572.585	-17
Mar	833.400	963.238	593.818	789.578	1.427.218	1.752.816	-19
Abr	831.907	820.014	563.944	564.280	1.395.851	1.384.294	1
Mai	868.457	967.560	620.844	872.725	1.489.301	1.840.285	-19
Jun							-
Jul							-
Ago							-
Set							-
Out							-
Nov							-
Dez							-
TOT	4.045.877	4.259.430	2.982.716	3.594.534	7.028.593	7.853.964	-11

* Considerando toda a movimentação, seja de carga a granel, em contêiner ou contêineres vazios.

MOVIMENTAÇÃO DE CARGAS EM CONTÊINERES* (t)							
MÊS	EXPORTAÇÃO		IMPORTAÇÃO		TOTAL		
	2022	2021	2022	2021	2022	2021	Δ%
Jan	736.838	609.511	609.442	609.992	1.346.280	1.219.503	10
Fev	700.730	814.455	522.999	665.300	1.223.729	1.479.755	-17
Mar	788.973	919.713	538.138	752.968	1.327.111	1.672.681	-21
Abr	773.450	789.768	509.078	519.923	1.282.528	1.309.691	-2
Mai	827.901	920.454	557.907	805.695	1.385.808	1.726.149	-20
Jun							-
Jul							-
Ago							-
Set							-
Out							-
Nov							-
Dez							-
TOT	3.827.892	4.053.901	2.737.564	3.353.878	6.565.456	7.407.779	-11

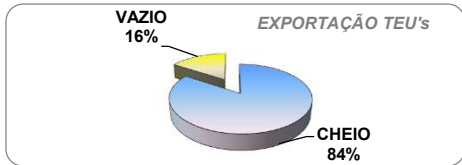
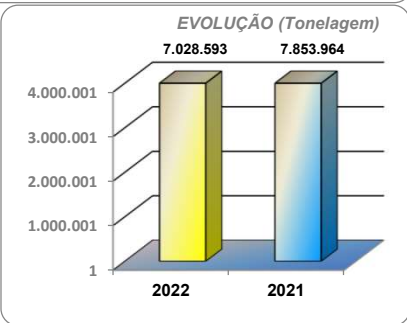
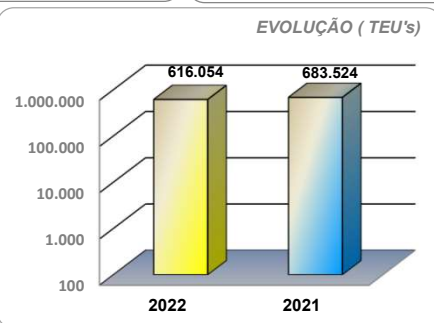
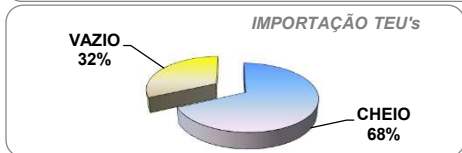
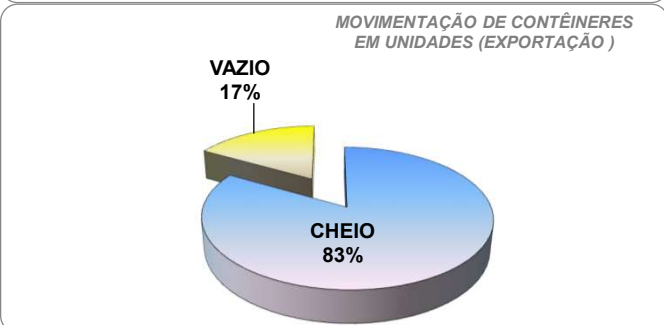
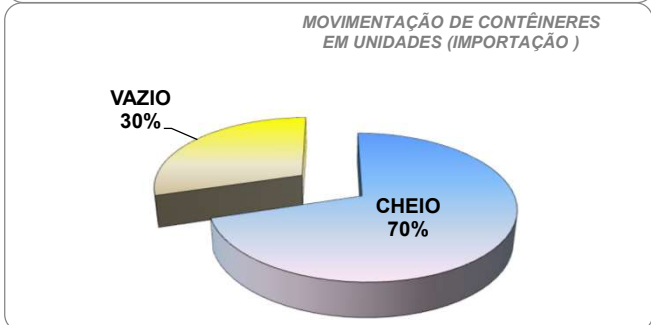
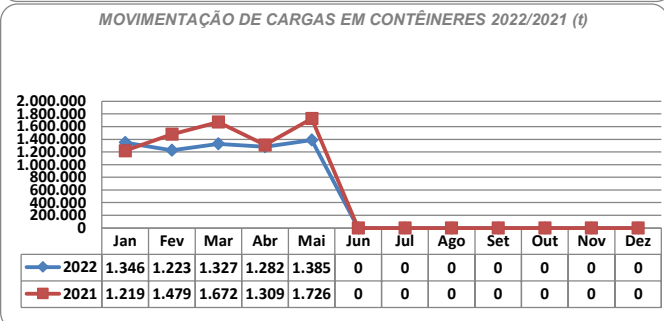
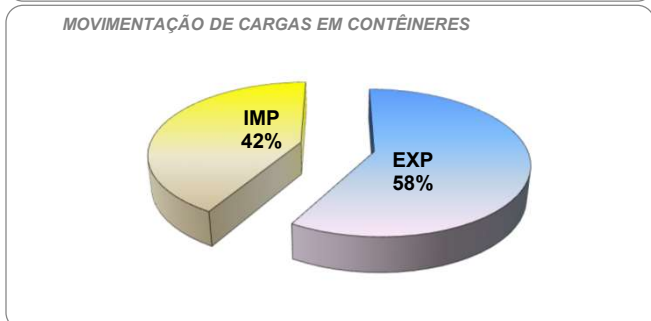
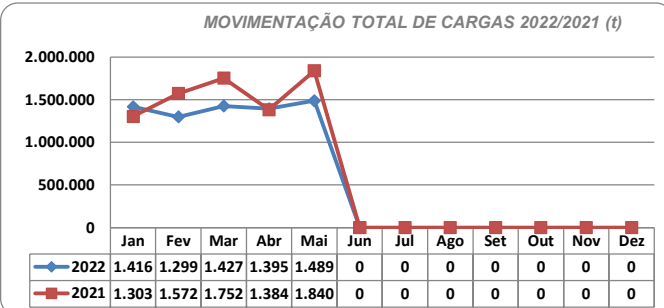
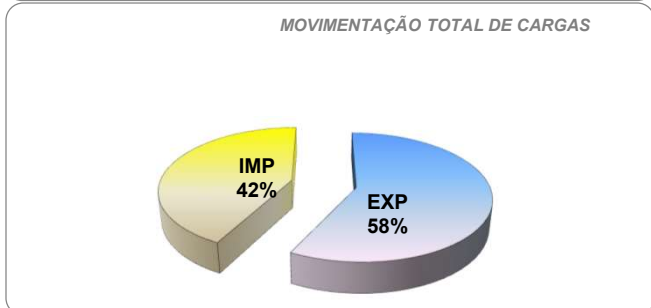
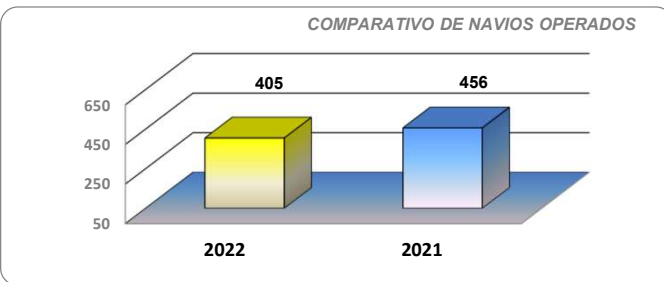
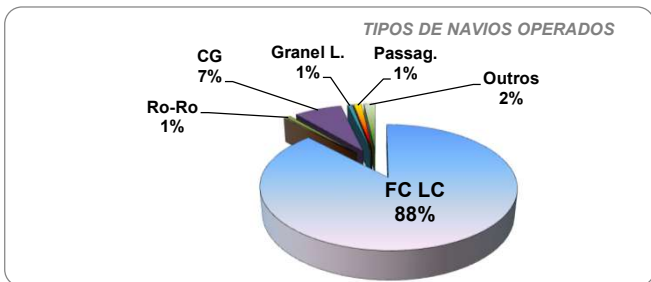
* Considerando somente a movimentação dos contêineres cheios e suas respectivas taras.

MOVIMENTAÇÃO DE CONTÊINERES (UNIDADES)										
MÊS	EXPORTAÇÃO		IMPORTAÇÃO		UNIDADES	TOTAL MÊS		TOTAL ANO		
	CHEIO	VAZIO	CHEIO	VAZIO		CHEIO	VAZIO	2022	2021	Δ%
Jan	27.243	7.608	26.927	7.603		54.170	15.211	69.381	65.334	6
Fev	26.058	3.734	23.031	8.435		49.089	12.169	61.258	79.087	-23
Mar	28.795	6.541	23.732	11.512		52.527	18.053	70.580	84.882	-16,8
Abr	28.342	5.258	22.071	13.559		50.413	18.817	69.230	65.613	6
Mai	30.591	5.206	24.168	9.619		54.759	14.825	69.584	87.325	-20
Jun										-
Jul										-
Ago										-
Set										-
Out										-
Nov										-
Dez										-
TOT	141.029	28.347	119.929	50.728		260.958	79.075	340.033	382.241	-11

MOVIMENTAÇÃO DE CONTÊINERES (TEU'S)										
MÊS	EXPORTAÇÃO		IMPORTAÇÃO		TEU'S	TOTAL MÊS		TOTAL ANO		
	CHEIO	VAZIO	CHEIO	VAZIO		CHEIO	VAZIO	2022	2021	Δ%
Jan	49.069	12.661	47.793	14.609		96.862	27.270	124.132	115.749	7
Fev	48.065	6.232	40.506	16.542		88.571	22.774	111.345	140.141	-21
Mar	52.855	11.116	41.397	22.342		94.252	33.458	127.710	151.118	-15
Abr	52.275	9.346	38.540	26.400		90.815	35.746	126.561	118.908	6
Mai	56.174	8.866	42.387	18.879		98.561	27.745	126.306	157.608	-20
Jun										-
Jul										-
Ago										-
Set										-
Out										-
Nov										-
Dez										-
TOT	258.438	48.221	210.623	98.772		469.061	146.993	616.054	683.524	-10



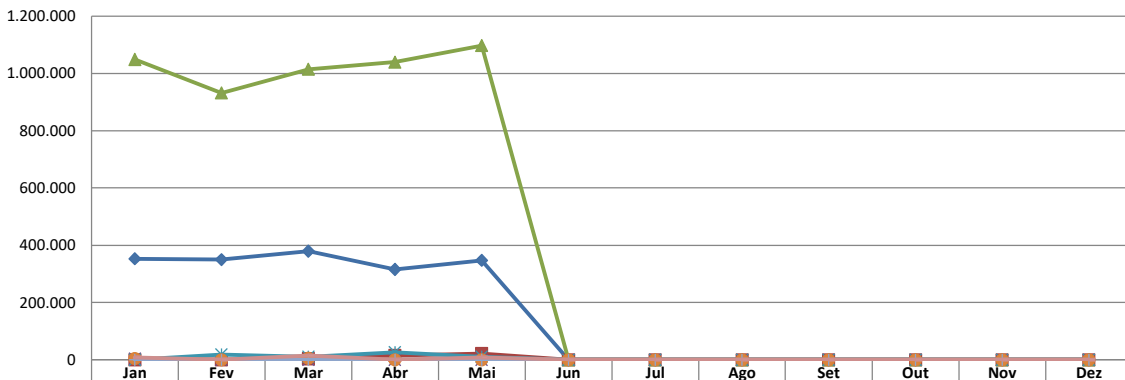
RESUMO GERAL DE MAIO 2022





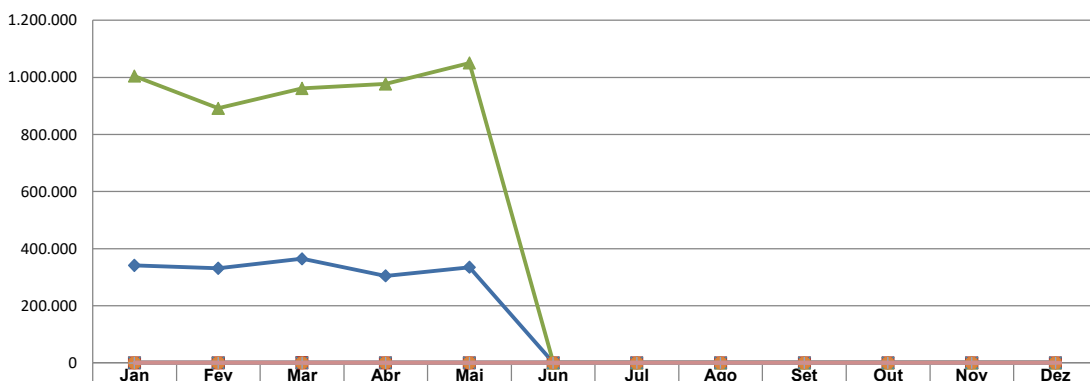
RESUMO GERAL DE MAIO 2022

MOVIMENTAÇÃO TOTAL DE CARGAS / TERMINAIS (t)



	Jan	Fev	Mar	Abr	Mai	Jun	Jul	Ago	Set	Out	Nov	Dez
APM TERMINALS	352.557	349.354	379.069	315.498	346.605	0	0	0	0	0	0	0
CAIS COMERCIAL	0	0	3.441	14.749	21.504	0	0	0	0	0	0	0
PORTONAVE	1.048.696	931.750	1.014.761	1.039.744	1.097.078	0	0	0	0	0	0	0
BRASKARNE	3.466	0	0	0	0	0	0	0	0	0	0	0
TEPORTI	51	18.212	10.535	25.860	10.620	0	0	0	0	0	0	0
POLY TERMINAIS	3.970	0	4.996	0	0	0	0	0	0	0	0	0
TROCADEIRO	0	0	0	0	0	0	0	0	0	0	0	0
TERMINAL BARRA DO RIO	8.167	0	14.416	0	7.494	0	0	0	0	0	0	0

MOVIMENTAÇÃO DE CARGAS EM CONTÊINERES / TERMINAIS (t)



	Jan	Fev	Mar	Abr	Mai	Jun	Jul	Ago	Set	Out	Nov	Dez
APM TERMINALS	341.814	331.678	364.755	304.736	335.137	0	0	0	0	0	0	0
CAIS COMERCIAL	0	0	590	0	0	0	0	0	0	0	0	0
PORTONAVE	1.004.466	892.051	961.766	977.792	1.050.671	0	0	0	0	0	0	0
BRASKARNE	0	0	0	0	0	0	0	0	0	0	0	0
TEPORTI	0	0	0	0	0	0	0	0	0	0	0	0
POLY TERMINAIS	0	0	0	0	0	0	0	0	0	0	0	0
TROCADEIRO	0	0	0	0	0	0	0	0	0	0	0	0
TERMINAL BARRA DO RIO	0	0	0	0	0	0	0	0	0	0	0	0