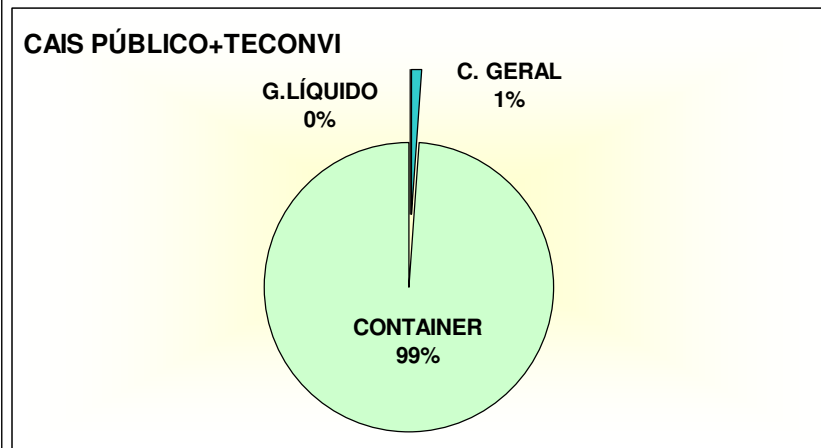
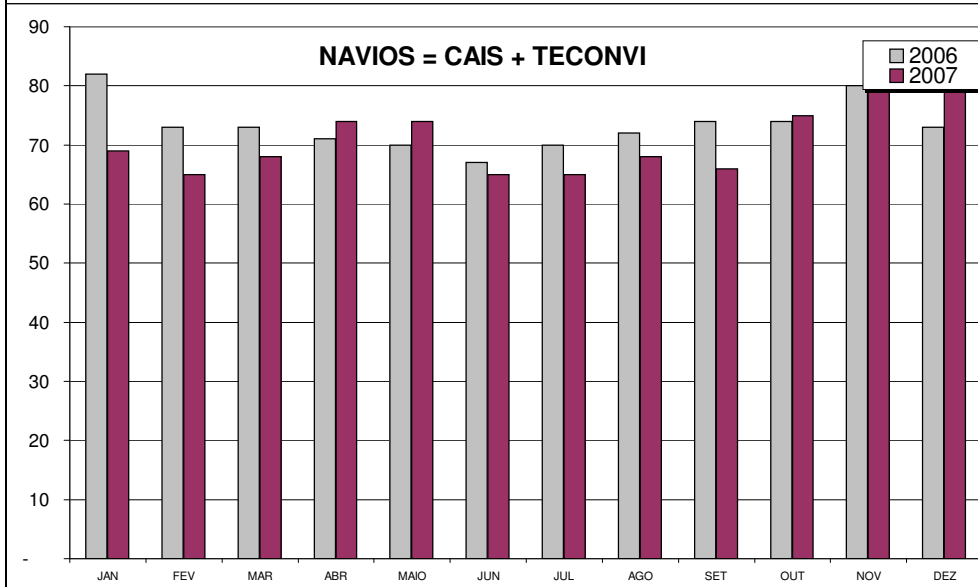
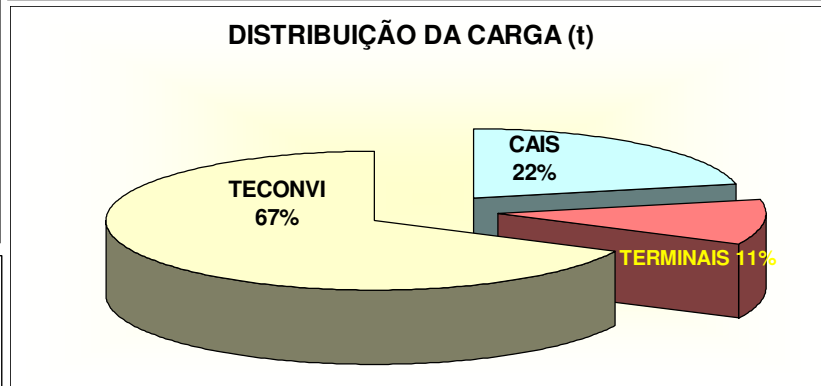
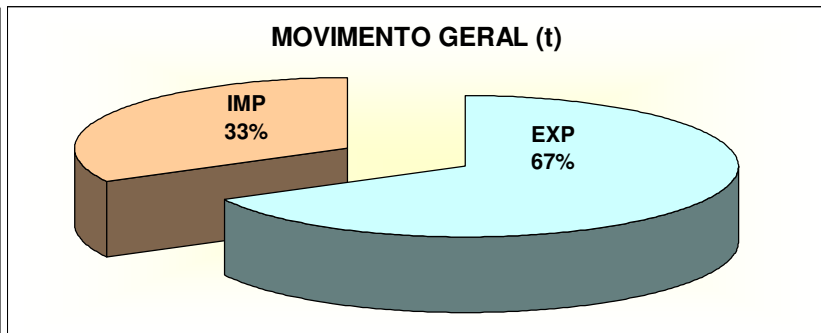
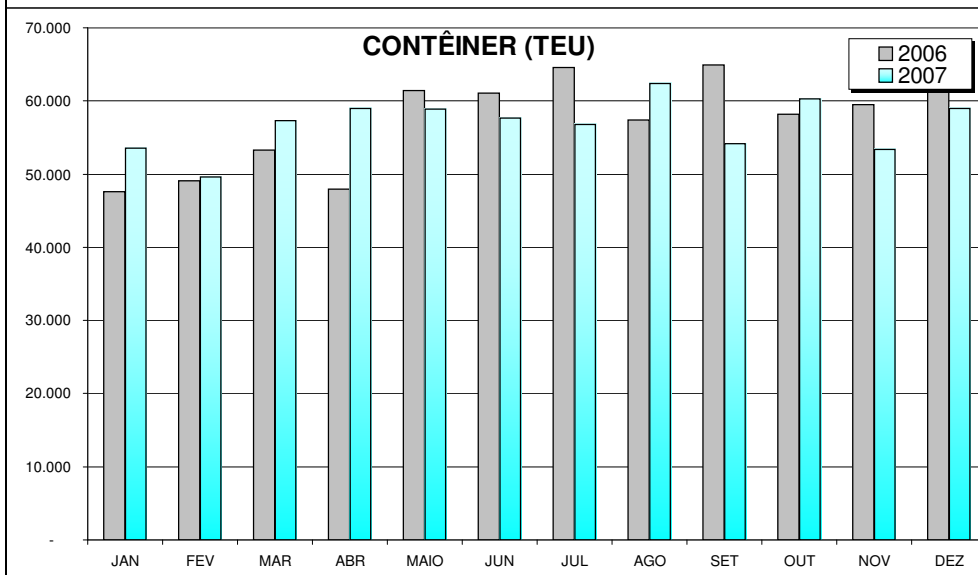


Porto de Itajaí
MOVIMENTO MENSAL - 2007



Porto de Itajaí
MOVIMENTO MENSAL - 2007

MOVIMENTO DE CONTÊNERES	SENT	NAV	jan	fev	mar	abr	maio	jun	jul	ago	set	out	nov	dez	TOTAL 2007	TOTAL 2006	%
TEU	EXP	LC	4.837	3.875	5.212	5.931	9.531	10.801	8.942	10.277	6.091	8.054	3.025	4.323	80.899	62.200	30
	EXP	CB	-	3	6	352	74	28	195	77	50	145	252	35	1.217	2.031	-40
	IMP	LC	4.717	2.860	5.334	7.215	11.714	9.974	9.222	10.753	6.714	8.781	2.371	5.337	84.992	65.550	30
	IMP	CB	90	328	451	164	354	226	15	597	770	517	214	1.212	4.938	6.266	-21
TOTAL CAIS PÚBLICO			9.644	7.066	11.003	13.662	21.673	21.029	18.374	21.704	13.625	17.497	5.862	10.907	172.046	136.047	26
TOTAL BRASKARNE			202	-	343	67	117	-	96	92	-	279	-	-	1.196	2.661	
TOTAL PORTONAVE												1.040	4.827	6.512	12.379		
TOTAL TECONVI			43.674	42.543	45.953	45.215	37.128	36.602	38.298	40.595	40.554	41.435	42.702	41.532	496.231	549.597	-10
TOTAL GERAL			53.520	49.609	57.299	58.944	58.918	57.631	56.768	62.391	54.179	60.251	53.391	58.951	681.852	688.305	-1
TONELADAS	EXP	LC	69.707	55.465	74.985	82.723	131.202	151.717	115.366	140.404	82.705	109.537	40.938	55.378	1.110.127	848.572	31
	EXP	CB	-	7	14	821	153	56	409	161	126	328	547	81	2.703	4.161	
	IMP	LC	34.915	14.786	19.990	25.626	49.678	37.467	36.822	42.944	37.374	39.061	19.810	28.374	386.847	313.250	23
	IMP	CB	175	674	901	320	687	539	34	1.259	1.600	1.102	412	2.441	10.144	17.250	-41
TOTAL CAIS PÚBLICO			104.797	70.932	95.890	109.490	181.720	189.779	152.631	184.768	121.805	150.028	61.707	86.274	1.509.821	1.183.233	28
TOTAL BRASKARNE			559	-	2.909	763	370	-	820	846	-	2.190	-	-	8.457	21.009	
TOTAL PORTONAVE												2.266	52.912	76.097	131.275		
TOTAL TECONVI			402.493	418.612	454.291	423.408	355.961	362.383	410.532	396.483	412.078	448.468	451.332	415.865	4.951.906	5.052.179	-2
TOTAL GERAL			507.849	489.544	553.090	533.661	538.051	552.162	563.983	582.097	533.883	602.952	565.951	578.236	6.601.459	6.256.421	6
MOVIMENTO DE VEICULOS	EXP	LC	-	-	-	-	-	-	-	-	-	-	-	-	-	174	-100
UNIDADES	EXP	CB	-	-	-	-	-	-	-	-	-	-	-	-	-	-	-
	IMP	LC	-	-	-	-	-	-	-	-	-	-	-	-	-	7	
	IMP	CB	-	-	-	-	-	-	-	-	-	-	-	-	-	-	-
TOTAL CAIS PÚBLICO			-	-	-	-	-	-	-	-	-	-	-	-	-	181	-100
TOTAL PORTONAVE																	
TOTAL TECONVI			5	-	17	3	11	20	7	4	21	27	45	40	200	313	-36
TOTAL GERAL			5	-	17	3	11	20	7	4	21	27	45	40	200	494	-60
TONELADAS	EXP	LC	-	-	-	-	-	-	-	-	-	-	-	-	-	2.055	-100
	EXP	CB	-	-	-	-	-	-	-	-	-	-	-	-	-	-	-
	IMP	LC	-	-	-	-	-	-	-	-	-	-	-	-	-	51	
	IMP	CB	-	-	-	-	-	-	-	-	-	-	-	-	-	-	-
TOTAL CAIS PÚBLICO			-	-	-	-	-	-	-	-	-	-	-	-	-	2.106	-100
TOTAL PORTONAVE																	
TOTAL TECONVI			39	-	131	23	85	157	53	31	160	204	338	311	1.532	2.379	-36
TOTAL GERAL			39	-	131	23	85	157	53	31	160	204	338	311	1.532	4.485	-66
TRÁFEGO DE NAVIOS		LC	18	16	15	20	25	23	19	24	22	26	18	19	245	232	6
CAIS		CB	-	-	-	-	-	-	-	-	-	-	-	-	-	-	-
		OUT	2	4	6	8	6	2	1	1	2	1	10	10	53	48	10
TOTAL			20	20	21	28	31	25	20	25	24	27	28	29	298	280	6
TECONVI		LC	49	45	47	46	43	40	45	43	42	48	52	53	553	599	-8
		CB	-	-	-	-	-	-	-	-	-	-	-	-	-	-	-
TOTAL = CAIS + TECONVI			69	65	68	74	74	65	65	68	66	75	80	82	851	879	-3
TERMINAL DOW QUIMICA		LC	-	-	-	-	-	-	-	-	-	-	-	-	-	-	-
		CB	2	1	1	2	2	1	1	1	2	1	1	2	17	15	13
TOTAL			2	1	1	2	2	1	1	1	2	1	1	2	17	15	13
TERMINAL BRASKARNE		LC	5	6	9	6	9	7	7	8	5	9	5	4	80	79	1
		CB	-	-	-	-	-	-	-	-	-	-	-	-	-	-	-
TOTAL			5	6	9	6	9	7	7	8	5	9	5	4	80	79	1
TERMINAL TROCADEIRO		LC	-	-	-	-	-	-	-	-	-	-	-	-	-	-	-
		CB	9	6	7	7	4	7	3	-	1	-	2	-	46	22	-
PORTONAVE		LC	-	-	-	-	1	-	-	1	-	2	7	10	21	-	-
		CB	-	-	-	-	-	-	-	-	-	-	-	-	-	-	-
TOTAL			9	6	7	7	5	7	3	1	1	2	9	10	67	22	-
TOTAL GERAL			85	78	85	89	90	80	76	78	74	87	95	98	1.015	995	2

