



RESUMO GERAL DE ABRIL 2012

NAVIOS OPERADOS	Jan	Fev	Mar	Abr	Mai	Jun	Jul	Ago	Set	Out	Nov	Dez	2012	2011	Δ%
Full Container LC	86	77	71	77									311	348	-11
Full Container CB	7	7	11	7									32	17	88
Roll-On-Roll-Off	0	0	0	0									0	0	-
Carga Geral	2	6	5	5									18	19	-5
Granel Líquido	0	0	0	0									0	7	-100
Reefer	1	0	2	2									5	3	67
Passageiros	7	6	2	1									16	22	-27
Outros	4	1	1	0									6	6	0
Total*	107	97	92	92	0	0	0	0	0	0	0	0	388	422	-8

* Total de navios operados pelo critério de DESATRACAÇÃO.

MÊS	MOVIMENTAÇÃO TOTAL DE CARGAS* (t)							
	EXPORTAÇÃO		IMPORTAÇÃO		TOTAL		2011	Δ%
	2012	2011	2012	2011	2012	2011		
Jan	455.856	395.799	444.398	399.075	900.254	794.874	13	
Fev	451.519	401.402	433.030	345.586	884.549	746.988	18	
Mar	488.698	480.532	434.041	392.755	922.739	873.287	6	
Abr	502.004	467.415	401.898	361.862	903.902	829.277	9	
Mai							-	
Jun							-	
Jul							-	
Ago							-	
Set							-	
Out							-	
Nov							-	
Dez							-	
TOT	1.898.077	1.745.148	1.713.367	1.499.278	3.611.444	3.244.426	11	

* Considerando toda a movimentação, seja de carga a granel, em contêiner ou contêineres vazios.

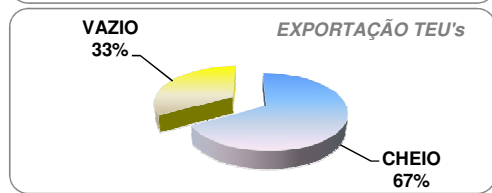
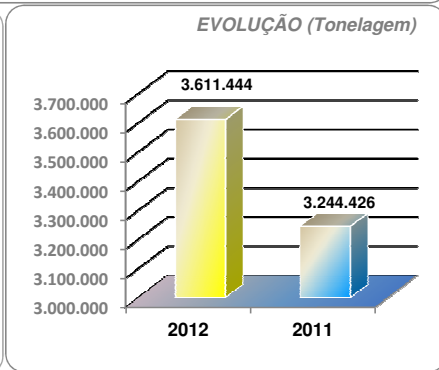
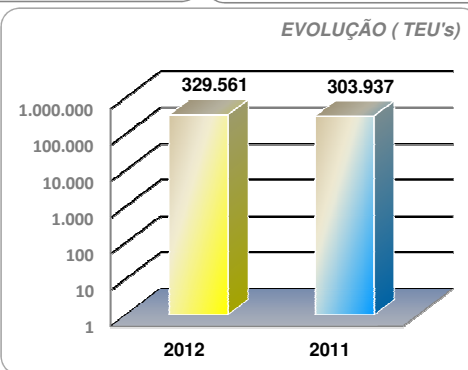
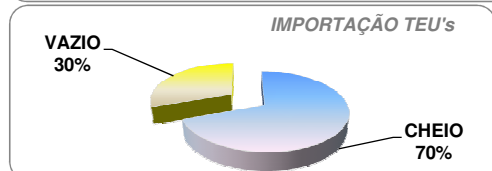
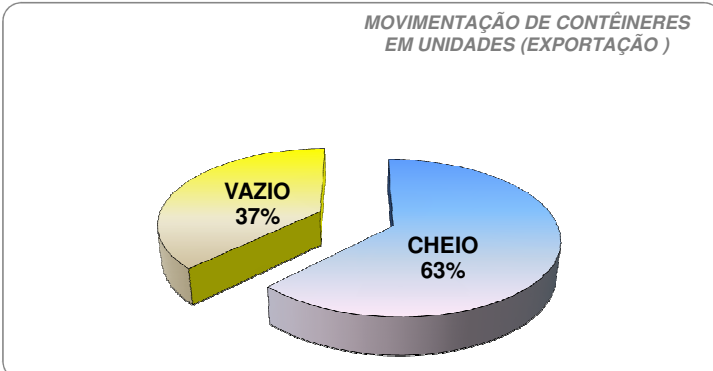
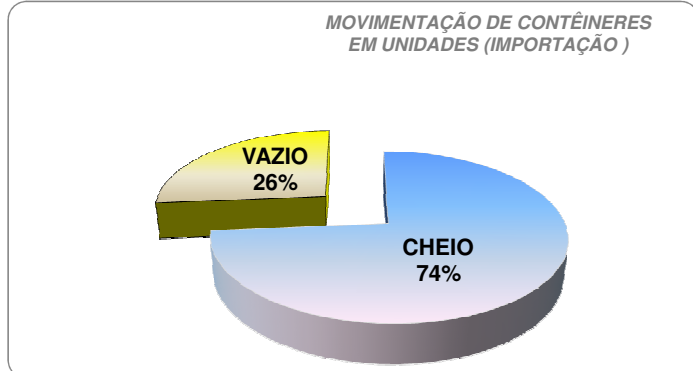
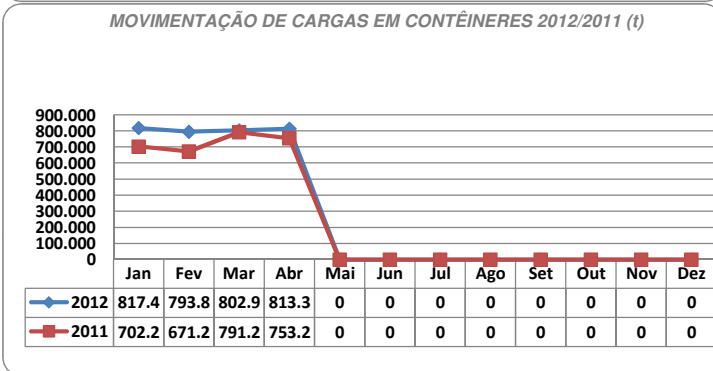
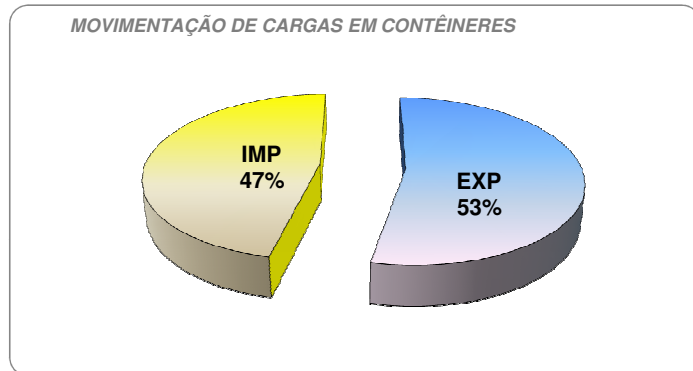
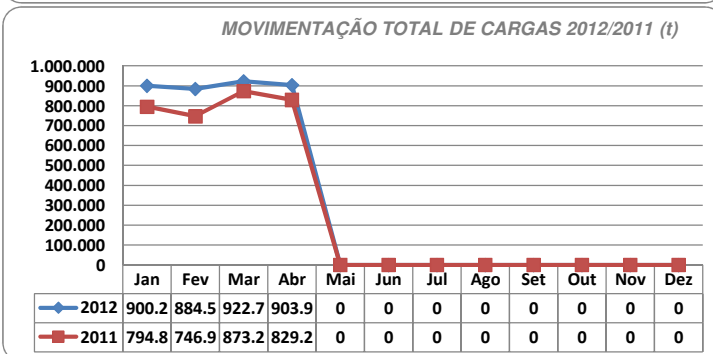
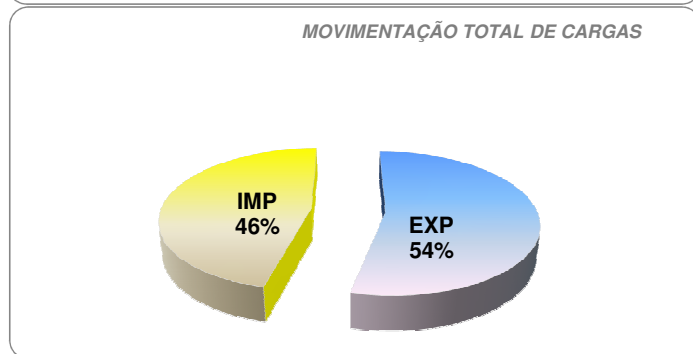
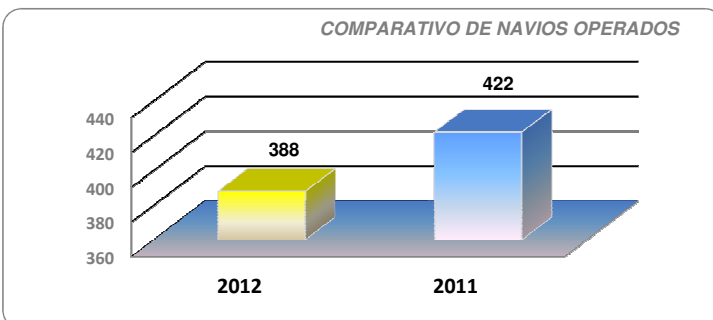
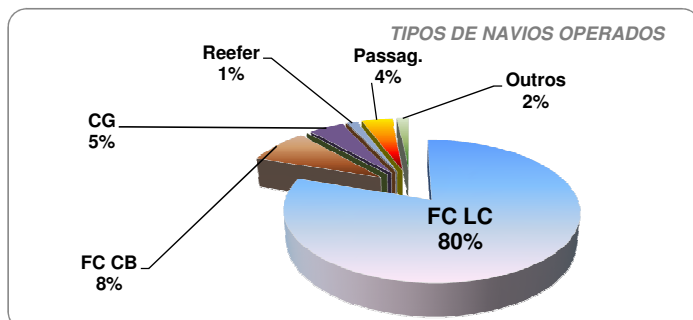
MÊS	MOVIMENTAÇÃO DE CARGAS EM CONTÊINERES* (t)							
	EXPORTAÇÃO		IMPORTAÇÃO		TOTAL		2011	Δ%
	2012	2011	2012	2011	2012	2011		
Jan	405.070	334.918	412.389	367.381	817.459	702.299	16	
Fev	390.686	360.425	403.208	310.798	793.894	671.223	18	
Mar	446.826	436.674	356.110	354.535	802.936	791.209	1	
Abr	445.586	425.165	367.775	328.089	813.361	753.254	8	
Mai							-	
Jun							-	
Jul							-	
Ago							-	
Set							-	
Out							-	
Nov							-	
Dez							-	
TOT	1.688.168	1.557.182	1.539.482	1.360.803	3.227.650	2.917.985	11	

* Considerando somente a movimentação dos contêineres cheios e suas respectivas taras.

MÊS	MOVIMENTAÇÃO DE CONTÊINERES (UNIDADES)									
	EXPORTAÇÃO		IMPORTAÇÃO		TOTAL	TOTAL MÊS		TOTAL ANO		Δ%
	CHEIO	VAZIO	CHEIO	VAZIO		CHEIO	VAZIO	2012	2011	
Jan	15.416	10.412	18.891	5.979	TOTAL	34.307	16.391	50.698	48.552	4
Fev	15.155	13.318	19.007	4.857		34.162	18.175	52.337	43.342	21
Mar	16.942	7.254	16.262	9.121		33.204	16.375	49.579	45.303	9,4
Abr	17.313	7.830	17.251	5.451		34.564	13.281	47.845	46.471	3
Mai										-
Jun										-
Jul										-
Ago										-
Set										-
Out										-
Nov										-
Dez										-
TOT	64.826	38.814	71.411	25.408		136.237	64.222	200.459	183.668	9

MÊS	MOVIMENTAÇÃO DE CONTÊINERES (TEUs)									
	EXPORTAÇÃO		IMPORTAÇÃO		TOTAL	TOTAL MÊS		TOTAL ANO		Δ%
	CHEIO	VAZIO	CHEIO	VAZIO		CHEIO	VAZIO	2012	2011	
Jan	27.228	14.952	29.144	11.657	TOTAL	56.372	26.609	82.981	78.964	5
Fev	26.803	20.253	29.724	9.073		56.527	29.326	85.853	71.875	19
Mar	30.032	10.149	25.032	16.892		55.064	27.041	82.105	75.415	9
Abr	30.523	11.230	26.377	10.492		56.900	21.722	78.622	77.683	1
Mai										-
Jun										-
Jul										-
Ago										-
Set										-
Out										-
Nov										-
Dez										-
TOT	114.586	56.584	110.277	48.114		224.863	104.698	329.561	303.937	8

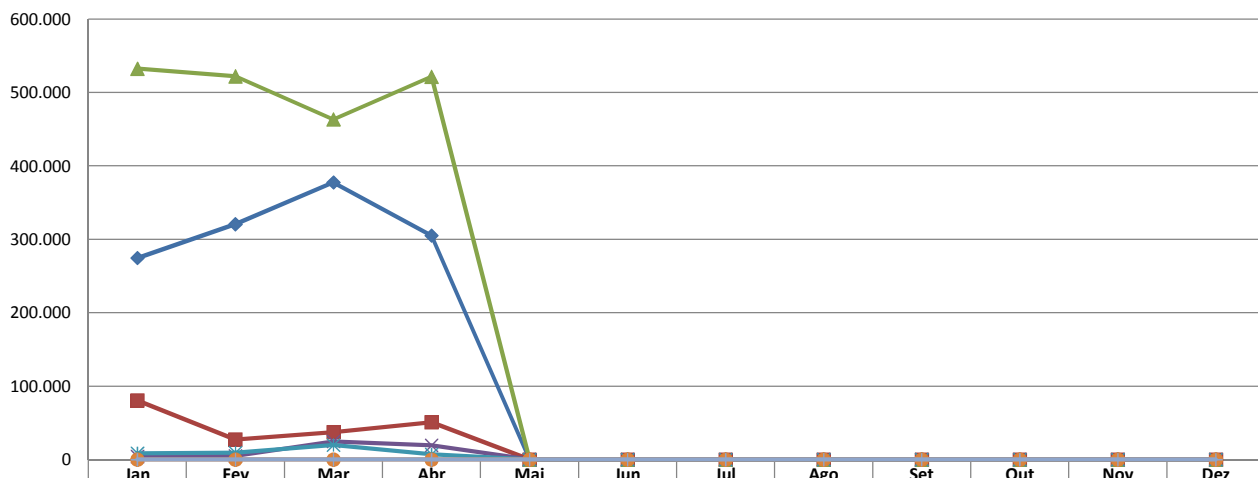
RESUMO GERAL DE ABRIL 2012





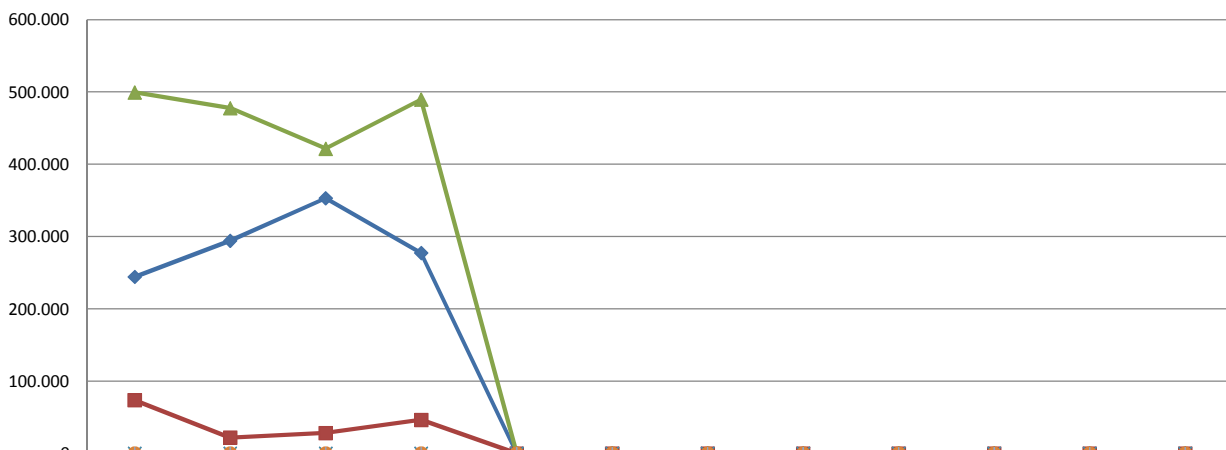
RESUMO GERAL DE ABRIL 2012

MOVIMENTAÇÃO TOTAL DE CARGAS / TERMINAIS (t)



	Jan	Fev	Mar	Abr	Mai	Jun	Jul	Ago	Set	Out	Nov	Dez
APM TERMINALS	274.595	320.589	377.497	305.121	0	0	0	0	0	0	0	0
CAIS COMERCIAL	80.475	27.437	37.349	50.795	0	0	0	0	0	0	0	0
PORTONAVE	532.308	521.950	463.189	521.431	0	0	0	0	0	0	0	0
BRASKARNE	4.288	5.012	24.794	19.399	0	0	0	0	0	0	0	0
TEPORTI	8.588	9.561	19.910	7.156	0	0	0	0	0	0	0	0
POLY TERMINAIS	0	0	0	0	0	0	0	0	0	0	0	0
TROCADEIRO	0	0	0	0	0	0	0	0	0	0	0	0

MOVIMENTAÇÃO DE CARGAS EM CONTÊINERES / TERMINAIS (t)



	Jan	Fev	Mar	Abr	Mai	Jun	Jul	Ago	Set	Out	Nov	Dez
APM TERMINALS	244.286	294.278	353.190	277.346	0	0	0	0	0	0	0	0
CAIS COMERCIAL	73.694	21.901	28.281	46.567	0	0	0	0	0	0	0	0
PORTONAVE	499.479	477.715	421.465	489.448	0	0	0	0	0	0	0	0
BRASKARNE	0	0	0	0	0	0	0	0	0	0	0	0
TEPORTI	0	0	0	0	0	0	0	0	0	0	0	0
POLY TERMINAIS	0	0	0	0	0	0	0	0	0	0	0	0
TROCADEIRO	0	0	0	0	0	0	0	0	0	0	0	0