



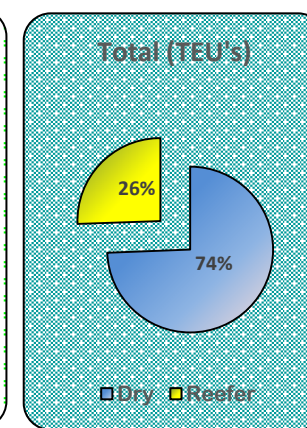
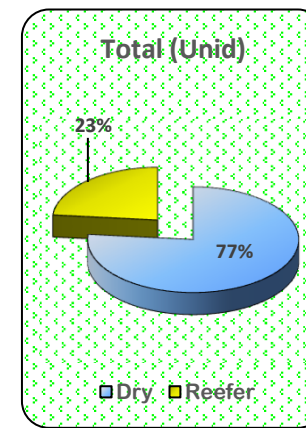
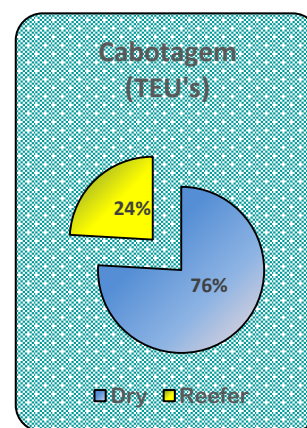
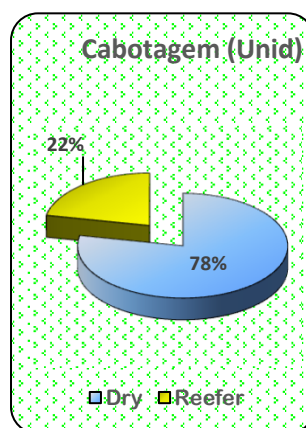
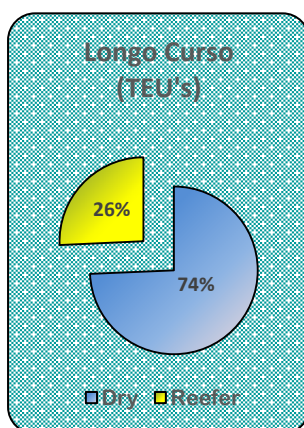
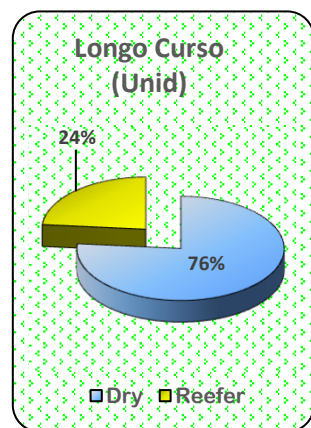
## CONTÊINERES DRY e REEFER - ABRIL

### LONGO CURSO

| Terminal           | Cais Público |      |        |      | Apm Terminals |       |        |       | Portonave |        |        |      | Geral  |        |        |       | Totais |        |
|--------------------|--------------|------|--------|------|---------------|-------|--------|-------|-----------|--------|--------|------|--------|--------|--------|-------|--------|--------|
|                    | Dry          |      | Reefer |      | Dry           |       | Reefer |       | Dry       |        | Reefer |      | Dry    |        | Reefer |       | Dry    | Reefer |
| Sentido            | Carga        | Desc | Carga  | Desc | Carga         | Desc  | Carga  | Desc  | Carga     | Desc   | Carga  | Desc | Carga  | Desc   | Carga  | Desc  | C/D    | C/D    |
| 20'                |              |      |        |      | 712           | 1.201 | 2      | 6     | 2.179     | 2.806  | 15     | 9    | 2.891  | 4.007  | 17     | 15    | 6.898  | 32     |
| 40                 |              |      |        |      | 3.392         | 4.335 | 2.789  | 1.055 | 8.444     | 8.183  | 5.374  | 387  | 11.836 | 12.518 | 8.163  | 1.442 | 24.354 | 9.605  |
| <b>Total Co'</b>   | 0            | 0    | 0      | 0    | 4.104         | 5.536 | 2.791  | 1.061 | 10.623    | 10.989 | 5.389  | 396  | 14.727 | 16.525 | 8.180  | 1.457 | 31.252 | 9.637  |
| <b>Total TEU's</b> | 0            | 0    | 0      | 0    | 7.496         | 9.871 | 5.580  | 2.116 | 19.067    | 19.172 | 10.763 | 783  | 26.563 | 29.043 | 16.343 | 2.899 | 55.606 | 19.242 |

### CABOTAGEM

| Terminal           | Cais Público |      |        |      | Apm Terminals |       |        |      | Portonave |      |        |      | Geral |       |        |      | Totais |        |
|--------------------|--------------|------|--------|------|---------------|-------|--------|------|-----------|------|--------|------|-------|-------|--------|------|--------|--------|
|                    | Dry          |      | Reefer |      | Dry           |       | Reefer |      | Dry       |      | Reefer |      | Dry   |       | Reefer |      | Dry    | Reefer |
| Sentido            | Carga        | Desc | Carga  | Desc | Carga         | Desc  | Carga  | Desc | Carga     | Desc | Carga  | Desc | Carga | Desc  | Carga  | Desc | C/D    | C/D    |
| 20'                |              |      |        |      | 275           | 314   | 0      | 1    | 0         | 0    | 0      | 0    | 275   | 314   | 0      | 1    | 589    | 1      |
| 40                 |              |      |        |      | 1.035         | 882   | 672    | 28   | 0         | 0    | 0      | 0    | 1.035 | 882   | 672    | 28   | 1.917  | 700    |
| <b>Total Co'</b>   | 0            | 0    | 0      | 0    | 1.310         | 1.196 | 672    | 29   | 0         | 0    | 0      | 0    | 1.310 | 1.196 | 672    | 29   | 2.506  | 701    |
| <b>Total TEU's</b> | 0            | 0    | 0      | 0    | 2.345         | 2.078 | 1.344  | 57   | 0         | 0    | 0      | 0    | 2.345 | 2.078 | 1.344  | 57   | 4.423  | 1.401  |



**OBS:** Somente os contêineres cheios.



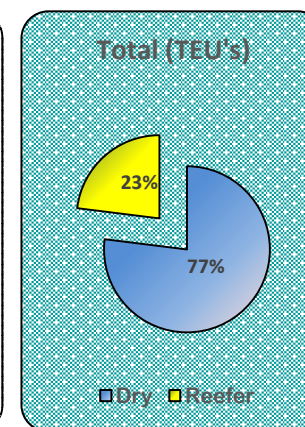
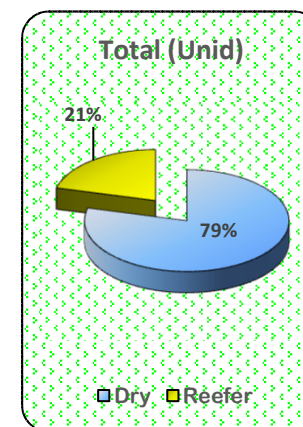
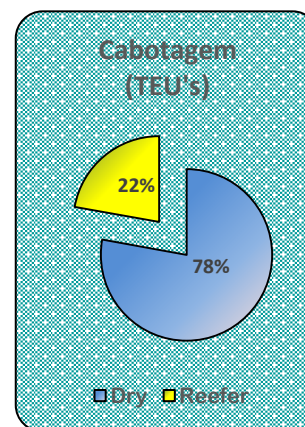
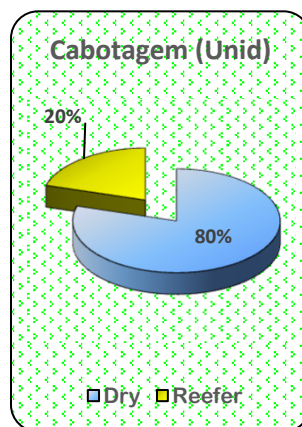
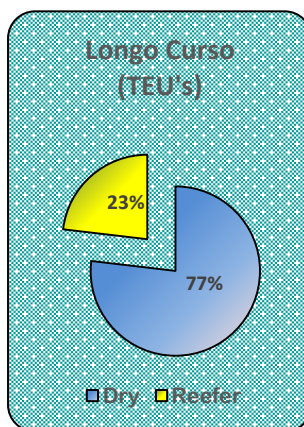
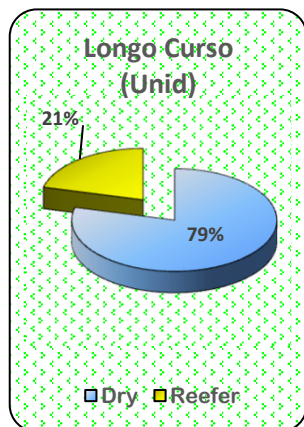
## CONTÊINERES DRY e REEFER - ACUMULADO DO ANO

### LONGO CURSO

| Terminal           | Cais Público |      |        |      | Apm Terminals |        |        |        | Portonave |         |        |       | Geral   |         |        |        | Totais  |        |
|--------------------|--------------|------|--------|------|---------------|--------|--------|--------|-----------|---------|--------|-------|---------|---------|--------|--------|---------|--------|
|                    | Dry          |      | Reefer |      | Dry           |        | Reefer |        | Dry       |         | Reefer |       | Dry     |         | Reefer |        | Dry     | Reefer |
| Sentido            | Carga        | Desc | Carga  | Desc | Carga         | Desc   | Carga  | Desc   | Carga     | Desc    | Carga  | Desc  | Carga   | Desc    | Carga  | Desc   | C/D     | C/D    |
| 20'                |              |      |        |      | 2.144         | 7.290  | 9      | 22     | 9.049     | 14.493  | 36     | 46    | 11.193  | 21.783  | 45     | 68     | 32.976  | 113    |
| 40                 |              |      |        |      | 10.920        | 19.907 | 10.303 | 5.335  | 34.530    | 44.037  | 19.623 | 2.515 | 45.450  | 63.944  | 29.926 | 7.850  | 109.394 | 37.776 |
| <b>Total Co'</b>   | 0            | 0    | 0      | 0    | 13.064        | 27.197 | 10.312 | 5.357  | 43.579    | 58.530  | 19.659 | 2.561 | 56.643  | 85.727  | 29.971 | 7.918  | 142.370 | 37.889 |
| <b>Total TEU's</b> | 0            | 0    | 0      | 0    | 23.984        | 47.104 | 20.615 | 10.692 | 78.109    | 102.567 | 39.282 | 5.076 | 102.093 | 149.671 | 59.897 | 15.768 | 251.764 | 75.665 |

### CABOTAGEM

| Terminal           | Cais Público |      |        |      | Apm Terminals |       |        |      | Portonave |      |        |      | Geral  |       |        |      | Totais |        |
|--------------------|--------------|------|--------|------|---------------|-------|--------|------|-----------|------|--------|------|--------|-------|--------|------|--------|--------|
|                    | Dry          |      | Reefer |      | Dry           |       | Reefer |      | Dry       |      | Reefer |      | Dry    |       | Reefer |      | Dry    | Reefer |
| Sentido            | Carga        | Desc | Carga  | Desc | Carga         | Desc  | Carga  | Desc | Carga     | Desc | Carga  | Desc | Carga  | Desc  | Carga  | Desc | C/D    | C/D    |
| 20'                |              |      |        |      | 1.200         | 903   | 0      | 4    | 0         | 0    | 0      | 0    | 1.200  | 903   | 0      | 4    | 2.103  | 4      |
| 40                 |              |      |        |      | 4.900         | 3.522 | 2.585  | 111  | 0         | 0    | 0      | 0    | 4.900  | 3.522 | 2.585  | 111  | 8.422  | 2.696  |
| <b>Total Co'</b>   | 0            | 0    | 0      | 0    | 6.100         | 4.425 | 2.585  | 115  | 0         | 0    | 0      | 0    | 6.100  | 4.425 | 2.585  | 115  | 10.525 | 2.700  |
| <b>Total TEU's</b> | 0            | 0    | 0      | 0    | 11.000        | 7.947 | 5.170  | 226  | 0         | 0    | 0      | 0    | 11.000 | 7.947 | 5.170  | 226  | 18.947 | 5.396  |



OBS: Somente os contêineres cheios.